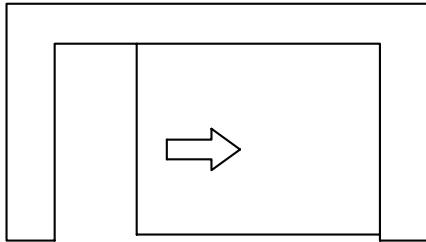


## DNG AUTOMATIC DOOR OPERATING UNIT Model: KDI-500S & KDI-1500S (Surface Mounting Type)

### Automatic sliding system

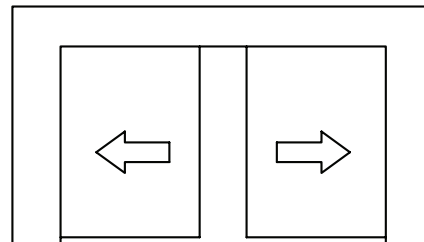


#### KDI-500SS

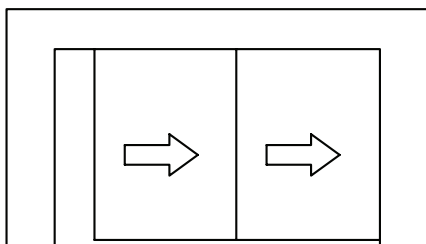
Opening width	Door weight
Max. 5000mm	600kg x 1

#### KDI-500SW

Opening width	Door weight
Max. 5000mm	300kg x 2



### Automatic Telescopic system

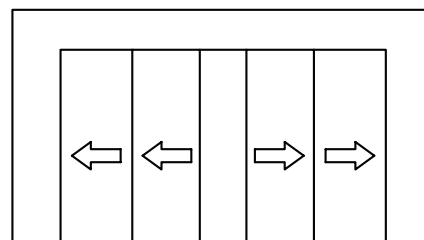


#### KDTI-500SS

Opening width	Door weight
Max. 5000mm	300kg x 2

#### KDTI-500SW

Opening width	Door weight
Max. 5000mm	200kg x 4



#### Start sensor

\* Loop detector, \* Radar sensor, \* Pull switch, \* Radio

\*\* Special door system as request